

## How To Add/Edit Price Setting (Must Use Internet Explorer!)

I.Normal Price (Per Hour)

II.Package Hour (2 Hours above) / Package

Weekdays/Weekend III.Topup Freebies (Topup Promotion)

IV:How to edit freebies promotion?

V:How to add freebies free by stage

I.Normal Price (Per Hour)

The screenshot shows the 'TEMPSettingNormalPrice' interface. On the left is a sidebar menu with options: Return to Home, Wizard, Basic Config, Operator, Bar Info, Level Config, PC Info, Price (highlighted), Normal Price (highlighted), Promotion, Topup Freebies, and Package. The main area displays a grid for selecting days and times. The grid has columns for hours (0-23) and rows for days (Monday to Sunday). A red box highlights the 'Normal User' and 'Member' tabs. Another red box highlights the grid area. A red arrow points from the grid to a pop-up dialog titled 'Set the price - Google Chrome'.

Use the mouse pointer pull the time and day you want, and then the box will pop up, and input the price.

For example in this picture:  
Monday to Friday RM2 per hours.

**Set the price - Google Chrome**  
manage.e2links.com.my/policy/inputprice.jsp?defaultPrice=-1&b...

**Please enter the price**  
From: DayM To: DayM  
From: 0:00 To: 0:59

2.00

Applied to all PC ☐ All member level ☐

Note: Negative figure entered means check in disallowed

Confirm Canceled

## II.Package Hour (2 Hours above)

**TEMPFull Amount Cap Package Setting**

ID	Start Time	End Time	Package Period	Fee	Account	Weekdays/Week
1						

**TEMPFull Amount CapPackage Policy**

Start Time:  End Time:  24-Hour, Null means no limit

Package Period: 3 hours Fee: 5 3 \$ Account: No Limit Ac

Weekdays/Weekend: All

Level: ☒ All ☐ Normal User ☐ Member

Area: ☒ All ☐ A

**Save** **Help**

## III.Topup Freebies (Topup Promotion)

**TEMPTop-up Freebies Policy Registration**

Policy:  1.Type the Title **Get Policy**

Description:  2.Type the Description

Type:  5.Topup amount

**Freebies Policy List**

Member	Level	Topup	First Stage	Amount	Number of Stage	Days Per Stage	By Rate	Amount Per Stage
Member	Topup	10	1	2				

**Add**

4.Select which member you want to do this promotion

6.Free amount

7.Click "Add"

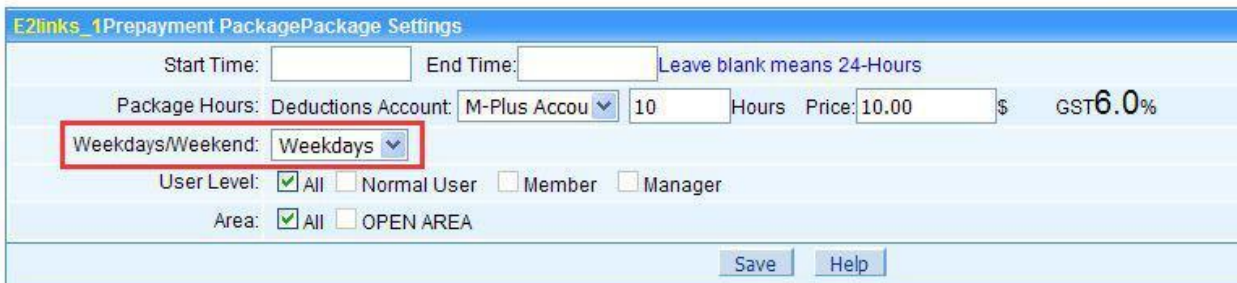
8.To continue add other Freebies promotion,click "Add" button again and repeat step 4-7. After finish added,Click "Application Policy" and Finish.

**Delete** ☒ Effect Immediately **Application Policy**

Package Weekdays/Weekend (Limit Day)

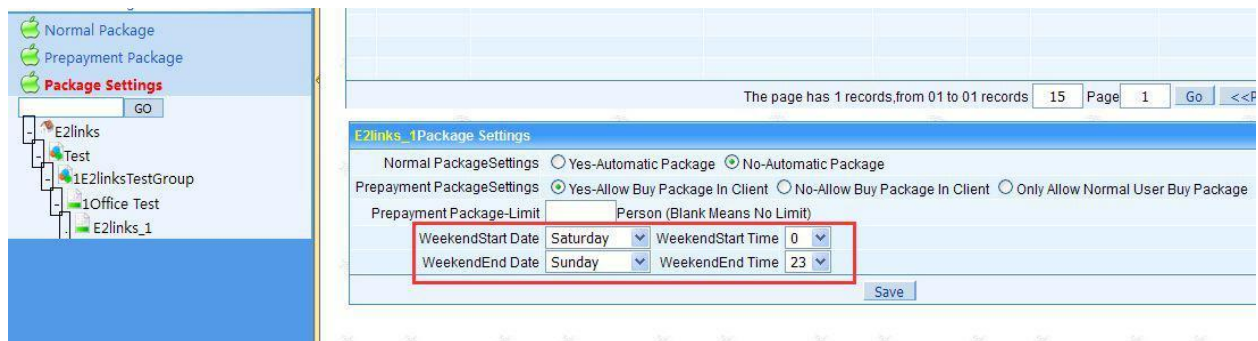
Example:Package Time Limit **Monday** to **Friday**

Choose:Weekdays



The screenshot shows the 'E2links\_1Prepayment PackagePackage Settings' form. The 'Weekdays/Weekend' dropdown is set to 'Weekdays' and is highlighted with a red box. Other fields include 'Start Time', 'End Time', 'Package Hours' (10), 'Deductions Account' (M-Plus Accou), 'Price' (10.00), and 'GST' (6.0%). There are checkboxes for 'User Level' (All, Normal User, Member, Manager) and 'Area' (All, OPEN AREA). 'Save' and 'Help' buttons are at the bottom right.

Package Settings Set as below : Weekend Start **Saturday** Weekend End **Sunday**  
(System will automatically set weekdays as **Monday - Friday**)

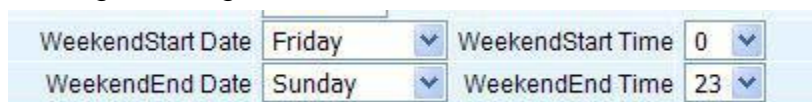


This screenshot shows the same form as above, but with the 'WeekendStart Date' set to 'Saturday' and 'WeekendEnd Date' set to 'Sunday', both highlighted with a red box. The 'WeekendStart Time' is '0' and 'WeekendEnd Time' is '23'. The left sidebar shows a tree view with 'E2links\_1' selected. The top right indicates 'The page has 1 records, from 01 to 01 records'.

### Another Example:

Example:Package Time Limit **Monday** to **Thursday**

Package Settings Set as below :



This screenshot shows a close-up of the weekend date and time settings. 'WeekendStart Date' is 'Friday' and 'WeekendEnd Date' is 'Sunday'. 'WeekendStart Time' is '0' and 'WeekendEnd Time' is '23'.

**System will automatically set weekdays as Monday - Thursday**  
**Weekend will be Friday - Sunday**

### Note:

**Weekend Start Time is 0 = 12:00AM Start**

**Weekend End Time is 23 = 23:59PM END**

#### IV:How to edit freebies promotion?

**Obtain Policy - Mozilla Firefox**

manage.e2links.com.my/policy/getcreditpolicy.jsp?netBarId=171

Policy No.	Policy Name	Type	Usability	Policy Status	The scope of	Account	Time
771	Freebies	Common	nuh-nul	Approved	E2links_1	171	2014-04-03 10:38:36.0
762	e2link	Common	nuh-nul	Approved	E2links_1	stephen	2014-03-23 01:09:56.0
761	e2link	Common	nuh-nul	Approved	E2links_1	stephen	2014-03-23 01:08:11.0
760	e2link	Common	nuh-nul	Approved	E2links_1	stephen	2014-03-23 01:06:41.0
759	e2link	Common	nuh-nul	Approved	E2links_1	stephen	2014-03-23 01:03:04.0
758	e2link	Common	nuh-nul	Approved	E2links_1	stephen	2014-03-23 00:50:02.0
636	e2link	Common	nuh-nul	Approved	E2links_1	171	2013-12-30 13:00:52.0
632	testing	Common	nuh-nul	Approved	E2links_1	171	2013-12-27 12:15:14.0

Total Records: 8 Total Pages: 4 Display 18 Item From 1 Page Go Previous Next Page

2 Confirm Canceled

Select the freebies that you're using now, if you don't know which freebies promotion you using, please go to "Query" to view.

Delete which you want to edit, and re-add the new, after finish re-add, click "Application Policy" and Finish.

## V:How to add freebies free by stage

Freebies List

Member  Topup 20 \$ Free 6 \$ Amount By Stage 5 \$, No. 2 , Days 3 Free By Rate ☒ Add

	User Level	Topup	Free	Amount By Stage	No.	Days	Free By Rate
<p>Explanation: Topup \$20 Free \$6 immediately, another \$5 will free another day \$5 will separate 2 times free after 3 days Means after 3 days will free \$2.5 ,after 3 days again free \$2.5 again (2 Times)</p>							

Delete ☒ Effect Immediately Save

After added

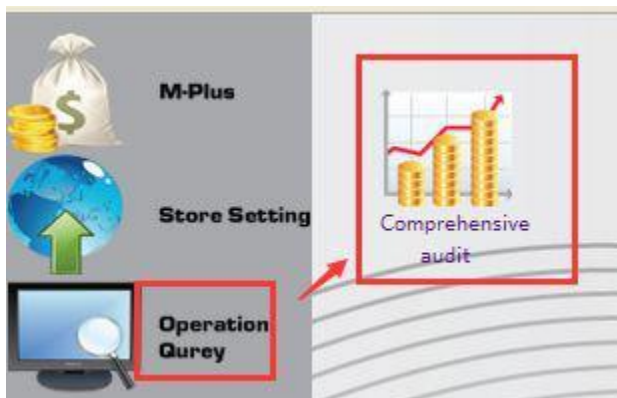
Freebies List							
Member	Topup	\$ Free	\$ Amount By Stage	\$, No.	Days	Free By Rate	Add
<input type="checkbox"/>	User Level	Topup	Free	Amount By Stage	No.	Days	Free By Rate
<input type="checkbox"/>	Member	20.00	6.00	5.00	2	2.50	3

Example customer topup in 2016-09-13, another \$2.5 will free in 2016-09.16 (after 3 days),

After 3 days again 2016-09-19 free again \$2.5 (Total free \$5 in 6 days)

18774162 Giving by Stage Record					
赠送日期	Freebies Amount	Reference Number	Serial No.		
2016-09-16	2.50	2016-09-13 11:07:07.0	63673	18553	
2016-09-19	2.50	2016-09-13 11:07:07.0	63673	18554	

Check customer freebies by stage in manage



Back

Shift Report (By Shift)

Daily Income (By 24 Hour)

Business Income

GST Summary

Summary Statistics

Details

Online Record

Product Sales Report

M-Plus Sales (User Purchase)

New Registered User

Topup Record

M-Plus Sales (Cashier)

Refund Record

Surcharge Fees

Reload Coupon Topup

Giving by Stage Record

Package Records

Total Points Redeem

Emergency Mode User Records

Event

E2links - 1Free time given to user account

Time2016-09-13 00:00:00to 2016-09-13 23:59:59AccountUser CodeSearchExcel

Cybercafe	Account	Name	Balance	Freebies	Frequency	Balance of Freebies	User C
E2links_1	1320007594085	Normal User		3		25.00	8632842
E2links_1	0017100017	Normal User		2		5.00	8774162

Total Page(2People)30.00

Click the link see the details

(FINISH!)